

SMD MOLDING POWER INDUCTOR CKST,CKSTT Series

一体成型电感 CKST,CKSTT 系列

● FEATURES 特性

1.磁屏蔽结构,闭合磁路,抗电磁干扰强,超低蜂鸣声,可高密度安装.


Magnetic shield structure,closed magnetic circuit,strong
antielelectromagnetic interference, ultra low buzzer,high density installation

2.小体积,大电流,在高频和高温环境下保持优良的温升电流及饱和电流特性.

Small volume,large current,in high frequency and high temperature environment to maintain
excellent temperature current and saturation current characteristics.

3.低损耗合金粉末压铸,低电阻.结构牢固,产品精准度高.

Low loss alloy powder die casing,low resistance,Firm structrue,high precision of products.

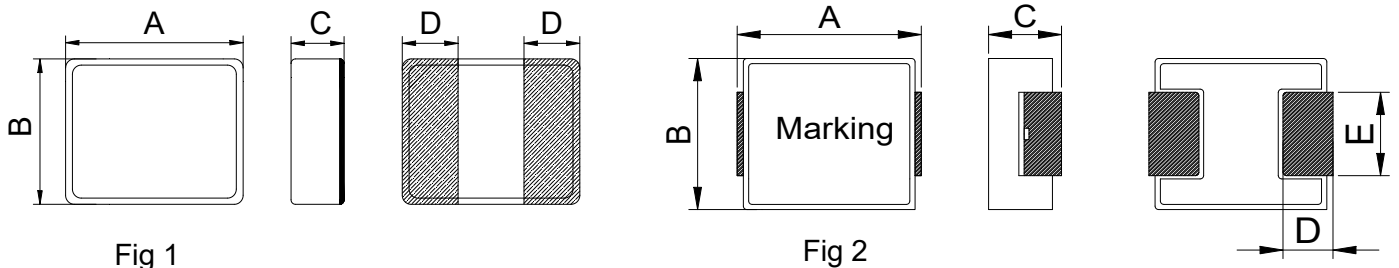


● APPLICATIONS 用途

PAD,笔记本电脑,台式机,服务器,音箱,网通,安防,手机,智能家居,储能设备等

PAD,Notebook,Server,audio,netcom,security,mobile phone,smart home,Energy product...

● SHAPES AND DIMENSIONS 外形尺寸 (Unit:mm)

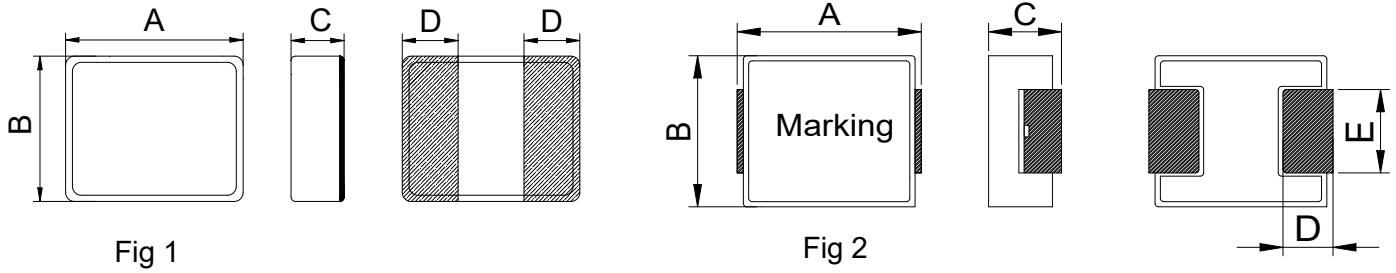


TYPE(型号)	A	B	C	D	E	Fig
CKST141208	1.4±0.2	1.2±0.2	0.8 Max	0.4±0.2	/	1
CKST160808	1.6±0.2	0.8±0.2	0.8 Max	0.5±0.2	/	1
CKST2012065	2.0±0.2	1.2±0.2	0.65 Max	0.6±0.3	/	1
CKST201208	2.0±0.2	1.2±0.2	0.8 Max	0.6±0.3	/	1
CKST201210	2.0±0.2	1.2±0.2	1.0 Max	0.6±0.3	/	1
CKST201608	2.0±0.2	1.6±0.2	0.8 Max	0.5±0.2	/	1
CKST201610	2.0±0.2	1.6±0.2	1.0 Max	0.5±0.2	/	1
CKST252008	2.5±0.2	2.0±0.2	0.8 Max	0.8±0.3	/	1
CKST252010	2.5±0.2	2.0±0.2	1.0 Max	0.8±0.3	/	1
CKST252012	2.5±0.2	2.0±0.2	1.2 Max	0.8±0.3	/	1
CKST322512	3.2±0.2	2.5±0.2	1.2 Max	0.8±0.3	/	1
CKST322520	3.2±0.2	2.5±0.2	2.0 Max	0.8±0.3	/	1

SMD MOLDING POWER INDUCTOR CKST,CKSTT Series

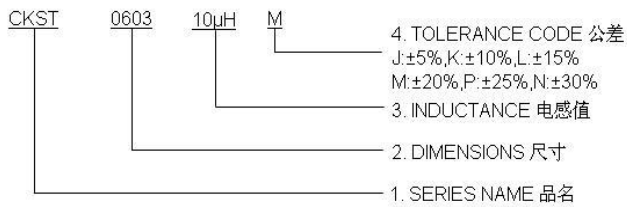
一体成型电感 CKST,CKSTT 系列

● SHAPES AND DIMENSIONS 外形尺寸 (Unit:mm)

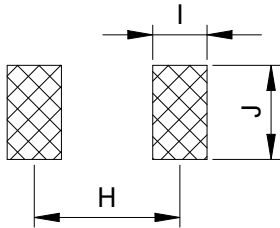


TYPE(型号)	A	B	C	D	E	Fig
CKST353220	3.5±0.2	3.2±0.2	2.0 Max	0.7±0.2	/	1
CKSTT0410	4.0±0.3	4.0±0.3	1.0 Max	1.1±0.3	/	1
CKST0402	4.6±0.25	4.1±0.35	2.0 Max	0.76±0.3	1.5±0.3	2
CKST0502	5.7±0.25	5.1±0.35	2.0 Max	1.3±0.3	2.3±0.3	2
CKST0503	5.7±0.25	5.1±0.35	3.0 Max	1.3±0.3	2.3±0.3	2
CKSTT0610	6.4±0.2	6.6±0.2	1.0 Max	1.8±0.3	/	1
CKSTF0615	6.4±0.2	6.6±0.2	1.5 Max	2.1±0.3	/	1
CKST0603	7.4 Max	6.6±0.2	3.0 Max	1.6±0.3	3.0±0.2	2
CKST0605	7.5 Max	6.6±0.2	5.0 Max	1.6±0.3	3.0±0.2	2
CKSTF0817	7.8±0.2	7.8±0.2	1.7 Max	2.6±0.3	/	1
CKST0804P	9.0 Max	8.1±0.3	4.0 Max	1.9±0.3	3.0±0.3	2
CKST0805P	9.0 Max	8.1±0.3	5.0 Max	1.9±0.3	3.0±0.3	2
CKST1003	11.6 Max.	10.1±0.3	3.0 Max	2.5±0.5	3.0±0.5	2
CKST1004	11.6 Max.	10.1±0.3	4.0 Max	2.5±0.5	3.0±0.5	2
CKST1005	11.6 Max.	10.1±0.3	5.0 Max	2.5±0.5	3.0±0.5	2
CKST1205	13.8 Max.	12.6±0.3	5.0 Max	2.7±0.7	3.0±0.5/3.5±0.5	2
CKST1206	13.8 Max.	12.6±0.3	6.0 Max	2.7±0.7	3.0±0.5/3.5±0.5	2
CKST1707	17.5±1.0	17.5 Max.	7.0 Max	2.5±0.5	11.94±0.3	2

● **PART NUMBERING SYSTEM 品名系统**



● **RECOMMENDED PATTERNS 推荐的焊盘**



TYPE(型号)	H	I	J
CKST141208	1.1	0.6	1.5
CKST160808	1.2	0.8	1.0
CKST2012**	1.5	1.0	1.5
CKST2016**	1.5	1.0	1.8
CKST2520**	2.0	1.2	2.2
CKST322512	2.5	1.2	2.9
CKST322520	2.5	1.2	2.9
CKST353220	3.0	1.0	3.5
CKSTT0410	3.0	1.5	4.5
CKST0402	3.7	1.26	2.0
CKST05**	4.1	1.9	2.8
CKSTT0610	5.0	2.2	7.0
CKSTF0615	5.0	2.5	7.0
CKST06**	6.05	2.35	3.5
CKSTF0817	5.5	3.0	8.4
CKST08**	7.05	2.35	3.5
CKST10**	9.5	3.5	4.0
CKST1205	10.5	4.0	E=3.0mm,J=4.0mm
CKST1206	10.5	4.0	E=3.5mm,J=4.5mm
CKST1707	13.8	3.4	12.6



● SPECIFICATION TABLE 规格特性表

CKST141208

PART NUMBER 型号	INDUCTANCE 电感量 (μ H)	DCR (m Ω) @25 $^{\circ}$ C 直流电阻		Saturation Current Isat (A) 饱和电流		Heat Rating Current Irms (A) 温升电流	
		Typical	Maximum	Typical	Maximum	Typical	Maximum
CKST141208-0.24uH/M	0.24 \pm 20%	20.0	23.0	7.0	6.5	5.3	4.9
CKST141208-0.33uH/M	0.33 \pm 20%	27.0	30.0	5.0	4.5	4.0	3.6
CKST141208-0.47uH/M	0.47 \pm 20%	39.0	44.0	5.0	4.5	3.2	3.0

CKST160808

PART NUMBER 型号	INDUCTANCE 电感量 (μ H)	DCR (m Ω) @25 $^{\circ}$ C 直流电阻		Saturation Current Isat (A) 饱和电流		Heat Rating Current Irms (A) 温升电流	
		Typical	Maximum	Typical	Maximum	Typical	Maximum
CKST160808-0.47uH/M	0.47 \pm 20%	54.0	62.0	4.0	3.5	3.0	2.8
CKST160808-1uH/M	1 \pm 20%	90.0	105.0	2.3	2.1	2.0	1.8

CKST2012065

PART NUMBER 型号	INDUCTANCE 电感量 (μ H)	DCR (m Ω) @25 $^{\circ}$ C 直流电阻		Saturation Current Isat (A) 饱和电流		Heat Rating Current Irms (A) 温升电流	
		Typical	Maximum	Typical	Maximum	Typical	Maximum
CKST2012065-0.47uH/M	0.47 \pm 20%	47.0	54.0	4.0	3.7	4.0	3.6
CKST2012065-1uH/M	1 \pm 20%	92.0	105.0	3.0	2.5	2.2	2.0
CKST2012065-2.2uH/M	2.2 \pm 20%	236.0	260.0	2.5	2.0	1.3	1.1

CKST2012065L

PART NUMBER 型号	INDUCTANCE 电感量 (μ H)	DCR (m Ω) @25 $^{\circ}$ C 直流电阻		Saturation Current Isat (A) 饱和电流		Heat Rating Current Irms (A) 温升电流	
		Typical	Maximum	Typical	Maximum	Typical	Maximum
CKST2012065L-1uH/M	1 \pm 20%	71.0	86.0	3.0	2.5	2.6	2.3
CKST2012065L-2.2uH/M	2.2 \pm 20%	175.0	210.0	1.8	1.6	1.4	1.3

Remark: 1. All test data is reference to 25 $^{\circ}$ C ambient.

2. Test Condition: 1MHz, 1Vrms

3. Isat: Max.Value, DC current at which the inductance drops less than 30% from its value without current;
Typ. Value, DC current at which the inductance drops 30% from its value without current.

4. Irms: For Max. Value, $\Delta T < 40^{\circ}C$; for Typ. Value, ΔT is approximate 40 $^{\circ}C$.

5. Operat between temperature range -40 $^{\circ}$ C to +125 $^{\circ}$ C(Including self - temperature rise)

6. Absolute maximum voltage: DC 25V

CKST201208

PART NUMBER 型号	INDUCTANCE 电感量 (μ H)	DCR (m Ω) @25 $^{\circ}$ C 直流电阻		Saturation Current Isat (A) 饱和电流		Heat Rating Current Irms (A) 温升电流	
		Typical	Maximum	Typical	Maximum	Typical	Maximum
CKST201208-0.11uH/N	0.11 \pm 30%	10.0	13.0	11.0	10.0	6.5	5.6
CKST201208-0.24uH/M	0.24 \pm 20%	16.0	19.0	7.2	6.5	6.0	5.4
CKST201208-0.33uH/M	0.33 \pm 20%	26.0	30.0	5.6	5.1	4.3	4.0
CKST201208-0.47uH/M	0.47 \pm 20%	36.0	41.0	5.0	4.5	4.1	3.8
CKST201208-1uH/M	1 \pm 20%	88.0	100.0	3.5	3.0	2.4	2.1
CKST201208-2.2uH/M	2.2 \pm 20%	170.0	195.0	2.5	2.2	1.8	1.6

CKST201210

PART NUMBER 型号	INDUCTANCE 电感量 (μ H)	DCR (m Ω) @25 $^{\circ}$ C 直流电阻		Saturation Current Isat (A) 饱和电流		Heat Rating Current Irms (A) 温升电流	
		Typical	Maximum	Typical	Maximum	Typical	Maximum
CKST201210-0.24uH/M	0.24 \pm 20%	22.0	25.0	7.0	6.5	5.0	4.5
CKST201210-0.33uH/M	0.33 \pm 20%	24.0	28.0	6.7	6.0	4.5	4.2
CKST201210-0.47uH/M	0.47 \pm 20%	26.0	30.0	6.1	5.4	4.3	4.0
CKST201210-1uH/M	1 \pm 20%	60.0	70.0	4.2	3.5	3.6	3.0
CKST201210-2.2uH/M	2.2 \pm 20%	125.0	145.0	2.7	2.4	2.2	2.0

Remark: 1. All test data is reference to 25 $^{\circ}$ C ambient.

2. Test Condition: 1MHz, 1Vrms

3. Isat: Max.Value, DC current at which the inductance drops less than 30% from its value without current;
 Typ. Value, DC current at which the inductance drops 30% from its value without current.

4. Irms: For Max. Value, $\Delta T < 40^{\circ}$ C; for Typ. Value, ΔT is approximate 40 $^{\circ}$ C.

5. Operat between temperature range -40 $^{\circ}$ C to +125 $^{\circ}$ C (Including self - temperature rise)

6. Absolute maximum voltage: DC 25V

CKST201608

PART NUMBER 型号	INDUCTANCE 电感量 (μ H)	DCR (m Ω) @25 $^{\circ}$ C 直流电阻		Saturation Current Isat (A) 饱和电流		Heat Rating Current Irms (A) 温升电流	
		Typical	Maximum	Typical	Maximum	Typical	Maximum
CKST201608-0.24uH/M	0.24 \pm 20%	18.0	22.0	6.9	6.3	4.9	4.4
CKST201608-0.47uH/M	0.47 \pm 20%	27.0	31.0	5.5	5.0	3.9	3.4
CKST201608-1uH/M	1 \pm 20%	48.0	56.0	4.0	3.6	3.6	3.2
CKST201608-2.2uH/M	2.2 \pm 20%	125.0	143.0	2.7	2.3	2.3	2.0

CKST201610

PART NUMBER 型号	INDUCTANCE 电感量 (μ H)	DCR (m Ω) @25 $^{\circ}$ C 直流电阻		Saturation Current Isat (A) 饱和电流		Heat Rating Current Irms (A) 温升电流	
		Typical	Maximum	Typical	Maximum	Typical	Maximum
CKST201610-0.1uH/N	0.1 \pm 30%	13.0	15.0	11.0	10.0	6.5	6.0
CKST201610-0.24uH/M	0.24 \pm 20%	16.0	19.0	7.7	6.7	6.0	5.5
CKST201610-0.33uH/M	0.33 \pm 20%	17.0	20.0	7.0	6.2	5.8	5.3
CKST201610-0.47uH/M	0.47 \pm 20%	23.0	28.0	5.6	5.0	5.0	4.5
CKST201610-0.68uH/M	0.68 \pm 20%	30.0	35.0	5.4	4.8	4.3	3.8
CKST201610-1uH/M	1 \pm 20%	43.0	49.0	4.2	4.0	4.0	3.4
CKST201610-1.5uH/M	1.5 \pm 20%	66.0	74.0	3.5	3.2	3.2	2.8
CKST201610-2.2uH/M	2.2 \pm 20%	94.0	110.0	3.0	2.7	2.7	2.5
CKST201610-3.3uH/M	3.3 \pm 20%	188.0	216.0	2.2	2.0	1.8	1.5
CKST201610-4.7uH/M	4.7 \pm 20%	250.0	280.0	2.0	1.7	1.4	1.2
CKST201610-6.8uH/M	6.8 \pm 20%	433.0	485.0	1.5	1.2	1.0	0.8
CKST201610-10uH/M	10 \pm 20%	570.0	655.0	1.2	1.0	0.85	0.65

Remark: 1. All test data is reference to 25 $^{\circ}$ C ambient.

2. Test Condition: 1MHz, 1Vrms

3. Isat: Max.Value, DC current at which the inductance drops less than 30% from its value without current;
 Typ. Value, DC current at which the inductance drops 30% from its value without current.

4. Irms: For Max. Value, $\Delta T < 40^{\circ}$ C; for Typ. Value, ΔT is approximate 40 $^{\circ}$ C.

5. Operat between temperature range -40 $^{\circ}$ C to +125 $^{\circ}$ C(Including self - temperature rise)

6. Absolute maximum voltage: DC 25V



CKST252008

PART NUMBER 型号	INDUCTANCE 电感量 (μ H)	DCR (m Ω) @25 $^{\circ}$ C 直流电阻		Saturation Current Isat (A) 饱和电流		Heat Rating Current Irms (A) 温升电流	
		Typical	Maximum	Typical	Maximum	Typical	Maximum
CKST252008-0.47uH/M	0.47 \pm 20%	25.0	29.0	6.0	5.5	4.0	3.7
CKST252008-1uH/M	1 \pm 20%	45.0	51.0	4.0	3.5	3.5	3.2
CKST252008-1.5uH/M	1.5 \pm 20%	60.0	69.0	4.0	3.5	3.3	3.0
CKST252008-2.2uH/M	2.2 \pm 20%	95.0	109.0	3.1	2.6	2.8	2.5
CKST252008-3.3uH/M	3.3 \pm 20%	132.0	150.0	2.5	2.0	2.4	2.1
CKST252008-4.7uH/M	4.7 \pm 20%	180.0	207.0	2.2	1.7	1.9	1.7
CKST252008-6.8uH/M	6.8 \pm 20%	280.0	322.0	2.0	1.6	1.3	1.1
CKST252008-10uH/M	10 \pm 20%	500.0	575.0	1.8	1.4	1.1	1.0

CKST252010

PART NUMBER 型号	INDUCTANCE 电感量 (μ H)	DCR (m Ω) @25 $^{\circ}$ C 直流电阻		Saturation Current Isat (A) 饱和电流		Heat Rating Current Irms (A) 温升电流	
		Typical	Maximum	Typical	Maximum	Typical	Maximum
CKST252010-0.22uH/M	0.22 \pm 20%	9.0	12.0	8.3	8.0	5.9	5.3
CKST252010-0.33uH/M	0.33 \pm 20%	21.0	24.0	7.3	6.5	5.0	4.5
CKST252010-0.47uH/M	0.47 \pm 20%	23.0	27.0	6.1	5.6	4.8	4.3
CKST252010-0.68uH/M	0.68 \pm 20%	25.0	30.0	5.7	5.0	4.5	4.0
CKST252010-1uH/M	1 \pm 20%	40.0	46.0	4.5	4.0	3.7	3.4
CKST252010-1.2uH/M	1.2 \pm 20%	54.0	63.0	4.5	4.0	3.5	3.2
CKST252010-1.5uH/M	1.5 \pm 20%	60.0	69.0	4.1	3.2	3.3	3.0
CKST252010-2.2uH/M	2.2 \pm 20%	82.0	94.0	3.5	3.0	2.5	2.2
CKST252010-3.3uH/M	3.3 \pm 20%	125.0	144.0	2.7	2.3	2.1	1.8
CKST252010-4.7uH/M	4.7 \pm 20%	223.0	256.0	2.3	2.0	1.36	1.22
CKST252010L-4.7uH/M	4.7 \pm 20%	209.0	230.0	2.1	1.8	1.6	1.4
CKST252010-6.8uH/M	6.8 \pm 20%	251.0	290.0	2.1	1.8	1.3	1.1
CKST252010-10uH/M	10 \pm 20%	388.0	450.0	1.5	1.3	1.2	1.0

Remark: 1. All test data is reference to 25 $^{\circ}$ C ambient.

2. Test Condition: 1MHz, 1Vrms

3. Isat: Max. Value, DC current at which the inductance drops less than 30% from its value without current;
Typ. Value, DC current at which the inductance drops 30% from its value without current.

4. Irms: For Max. Value, $\Delta T < 40^{\circ}$ C; for Typ. Value, ΔT is approximate 40 $^{\circ}$ C.

5. Operat between temperature range -40 $^{\circ}$ C to +125 $^{\circ}$ C(Including self - temperature rise)

6. Absolute maximum voltage: DC 25V

CKST252012

PART NUMBER 型号	INDUCTANCE 电感量 (μ H)	DCR (m Ω) @25 $^{\circ}$ C 直流电阻		Saturation Current Isat (A) 饱和电流		Heat Rating Current I _{rms} (A) 温升电流	
		Typical	Maximum	Typical	Maximum	Typical	Maximum
CKST252012-0.24uH/M	0.24 \pm 20%	16.0	19.0	9.0	8.5	6.4	5.6
CKST252012-0.33uH/M	0.33 \pm 20%	16.0	19.0	7.5	6.6	6.4	5.6
CKST252012-0.47uH/M	0.47 \pm 20%	21.0	24.0	6.5	5.7	4.7	4.2
CKST252012-0.68uH/M	0.68 \pm 20%	23.0	30.0	5.3	4.6	4.5	4.0
CKST252012-1uH/M	1 \pm 20%	32.0	36.0	4.8	4.3	4.1	3.6
CKST252012-1.5uH/M	1.5 \pm 20%	46.0	53.0	4.2	3.6	3.7	3.4
CKST252012-2.2uH/M	2.2 \pm 20%	70.0	84.0	3.5	3.0	2.7	2.4
CKST252012-3.3uH/M	3.3 \pm 20%	100.0	120.0	2.5	2.2	2.0	1.7
CKST252012-4.7uH/M	4.7 \pm 20%	144.0	167.0	2.4	2.0	1.8	1.6
CKST252012-6.8uH/M	6.8 \pm 20%	234.0	269.0	1.9	1.5	1.6	1.4
CKST252012-10uH/M	10 \pm 20%	310.0	360.0	1.7	1.5	1.4	1.2

CKST322512

PART NUMBER 型号	INDUCTANCE 电感量 (μ H)	DCR (m Ω) @25 $^{\circ}$ C 直流电阻		Saturation Current Isat (A) 饱和电流		Heat Rating Current I _{rms} (A) 温升电流	
		Typical	Maximum	Typical	Maximum	Typical	Maximum
CKST322512-0.22uH/M	0.22 \pm 20%	12.0	14.0	12.0	11.0	8.0	7.0
CKST322512-0.47uH/M	0.47 \pm 20%	16.0	19.0	8.2	7.5	7.0	6.5
CKST322512-0.68uH/M	0.68 \pm 20%	21.0	24.0	7.6	7.0	6.2	5.7
CKST322512-1uH/M	1 \pm 20%	26.0	30.0	6.5	5.7	5.5	5.0
CKST322512-1.5uH/M	1.5 \pm 20%	38.0	44.0	5.0	4.5	4.5	4.0
CKST322512-2.2uH/M	2.2 \pm 20%	58.0	67.0	4.5	4.0	4.1	3.7
CKST322512-3.3uH/M	3.3 \pm 20%	77.0	88.0	3.6	3.3	3.3	3.0
CKST322512-4.7uH/M	4.7 \pm 20%	113.0	130.0	3.0	2.7	3.0	2.6
CKST322512-6.8uH/M	6.8 \pm 20%	180.0	207.0	2.8	2.4	1.6	1.3
CKST322512-10uH/M	10 \pm 20%	250.0	288.0	1.9	1.5	1.0	0.9

Remark: 1. All test data is reference to 25 $^{\circ}$ C ambient.

2. Test Condition: 1MHz, 1V_{rms}

3. Isat: Max. Value, DC current at which the inductance drops less than 30% from its value without current;
Typ. Value, DC current at which the inductance drops 30% from its value without current.

4. I_{rms}: For Max. Value, $\Delta T < 40^{\circ}$ C; for Typ. Value, ΔT is approximate 40 $^{\circ}$ C.

5. Operat between temperature range -40 $^{\circ}$ C to +125 $^{\circ}$ C(Including self - temperature rise)

6. Absolute maximum voltage: DC 25V

CKST322520

PART NUMBER 型号	INDUCTANCE 电感量 (μ H)	DCR (m Ω) @25 $^{\circ}$ C 直流电阻		Saturation Current Isat (A) 饱和电流		Heat Rating Current Irms (A) 温升电流	
		Typical	Maximum	Typical	Maximum	Typical	Maximum
CKST322520-1uH/M	1 \pm 20%	17.0	21.0	7.0	6.5	6.0	5.5
CKST322520-2.2uH/M	2.2 \pm 20%	35.0	42.0	5.0	4.5	4.4	4.0
CKST322520-3.3uH/M	3.3 \pm 20%	60.0	72.0	4.2	3.5	4.0	3.6
CKST322520-4.7uH/M	4.7 \pm 20%	75.0	90.0	3.2	2.7	3.4	3.0

CKST353220

PART NUMBER 型号	INDUCTANCE 电感量 (μ H)	DCR (m Ω) @25 $^{\circ}$ C 直流电阻		Saturation Current Isat (A) 饱和电流		Heat Rating Current Irms (A) 温升电流	
		Typical	Maximum	Typical	Maximum	Typical	Maximum
CKST353220-0.47uH/M	0.47 \pm 20%	13.0	15.0	11.0	9.0	8.5	8.0
CKST353220-1uH/M	1 \pm 20%	20.0	24.0	7.5	7.0	7.0	6.6
CKST353220-1.5uH/M	1.5 \pm 20%	28.0	33.0	7.1	6.6	5.5	5.2
CKST353220-2.2uH/M	2.2 \pm 20%	33.0	40.0	6.0	5.5	5.0	4.5
CKST353220-3.3uH/M	3.3 \pm 20%	58.0	64.0	5.5	5.0	4.0	3.5
CKST353220-4.7uH/M	4.7 \pm 20%	70.0	80.0	4.2	3.7	3.5	3.2
CKST353220-6.8uH/M	6.8 \pm 20%	151.0	174.0	3.3	2.8	2.9	2.6
CKST353220-10uH/M	10 \pm 20%	175.0	200.0	3.0	2.5	2.6	2.3

Remark: 1. All test data is reference to 25 $^{\circ}$ C ambient.

2. Test Condition: 1MHz, 1Vrms

3. Isat: Max.Value, DC current at which the inductance drops less than 30% from its value without current;

Typ. Value, DC current at which the inductance drops 30% from its value without current.

4. Irms: For Max. Value, $\Delta T < 40^{\circ}$ C; for Typ. Value, ΔT is approximate 40 $^{\circ}$ C.

5. Operat between temperature range -40 $^{\circ}$ C to +125 $^{\circ}$ C(Including self - temperature rise)

6. Absolute maximum voltage: DC 25V

CKSTT0410

PART NUMBER 型号	INDUCTANCE 电感量 (μ H)	DCR (m Ω) @25 $^{\circ}$ C 直流电阻		Saturation Current Isat (A) 饱和电流		Heat Rating Current Irms (A) 温升电流	
		Typical	Maximum	Typical	Maximum	Typical	Maximum
CKSTT0410-0.47uH/M	0.47 \pm 20%	17.0	20.0	8.5	7.5	7.5	6.5
CKSTT0410-1uH/M	1 \pm 20%	33.0	38.0	6.5	5.5	3.7	3.4
CKSTT0410-2.2uH/M	2.2 \pm 20%	58.0	67.0	5.3	4.7	3.6	3.2
CKSTT0410-4.7uH/M	4.7 \pm 20%	124.0	143.0	3.5	3.0	2.8	2.5
CKSTT0410-6.8uH/M	6.8 \pm 20%	155.0	180.0	3.0	2.5	2.3	2.1
CKSTT0410-10uH/M	10 \pm 20%	210.0	245.0	2.4	2.0	2.1	1.9
CKSTT0410U-10uH/M	10 \pm 20%	220.0	264.0	2.4	2.0	1.9	1.7

Remark: 1. All test data is reference to 25 $^{\circ}$ C ambient.

2. Test Condition: 1MHz, 1Vrms

3. Isat: Max.Value, DC current at which the inductance drops less than 30% from its value without current;
 Typ. Value, DC current at which the inductance drops 30% from its value without current.

4. Irms: For Max. Value, $\Delta T < 40^{\circ}$ C; for Typ. Value, ΔT is approximate 40 $^{\circ}$ C.

5. Operat between temperature range -40 $^{\circ}$ C to +125 $^{\circ}$ C(Including self - temperature rise)

6. Absolute maximum voltage: DC 25V

CKST0402

PART NUMBER 型号	INDUCTANCE 电感量 (μ H)	DCR (m Ω) @25 $^{\circ}$ C 直流电阻		Saturation Current Isat (A) 饱和电流	Heat Rating Current Irms (A) 温升电流
		Typical	Maximum	Typical	Typical
CKST0402-0.1uH/N	0.1 \pm 30%	3.2	4.0	25.0	13.0
CKST0402-0.22uH/M	0.22 \pm 20%	5.4	6.6	12.5	9.5
CKST0402-0.33uH/M	0.33 \pm 20%	10.0	12.5	11.0	8.5
CKST0402-0.47uH/M	0.47 \pm 20%	12.0	14.0	10.0	7.5
CKST0402-0.68uH/M	0.68 \pm 20%	14.0	18.0	8.0	7.0
CKST0402-1uH/M	1 \pm 20%	22.0	27.0	7.0	6.0
CKST0402-1.5uH/M	1.5 \pm 20%	36.0	46.0	6.0	5.0
CKST0402-2.2uH/M	2.2 \pm 20%	48.0	58.0	5.0	4.0
CKST0402-3.3uH/M	3.3 \pm 20%	74.0	87.0	4.0	3.3
CKST0402-4.7uH/M	4.7 \pm 20%	98.0	120.0	3.0	2.4
CKST0402-6.8uH/M	6.8 \pm 20%	130.0	160.0	2.5	2.0
CKST0402-8.2uH/M	8.2 \pm 20%	190.0	216.0	2.2	1.8
CKST0402-10uH/M	10 \pm 20%	210.0	240.0	2.0	1.5

CKST0502

PART NUMBER 型号	INDUCTANCE 电感量 (μ H)	DCR (m Ω) @25 $^{\circ}$ C 直流电阻		Saturation Current Isat (A) 饱和电流	Heat Rating Current Irms (A) 温升电流
		Typical	Maximum	Typical	Typical
CKST0502-0.47uH/M	0.47 \pm 20%	7.0	9.0	12.0	10.5
CKST0502-0.68uH/M	0.68 \pm 20%	10.0	13.0	10.0	9.0
CKST0502-1uH/M	1 \pm 20%	16.5	20.0	9.0	7.0
CKST0502-1.5uH/M	1.5 \pm 20%	26.0	32.0	6.5	5.5
CKST0502-2.2uH/M	2.2 \pm 20%	32.0	42.0	6.0	4.5
CKST0502-3.3uH/M	3.3 \pm 20%	55.0	68.0	5.0	3.5
CKST0502-4.7uH/M	4.7 \pm 20%	82.0	95.0	4.0	3.0
CKST0502-5.6uH/M	5.6 \pm 20%	100.0	108.0	3.8	2.9
CKST0502-6.8uH/M	6.8 \pm 20%	108.0	130.0	3.5	2.8
CKST0502-10uH/M	10 \pm 20%	152.0	180.0	2.8	2.3

Remark: 1. All test data is reference to 25 $^{\circ}$ C ambient.

2. Test Condition: 100kHz, 1Vrms

3. Isat : DC current (A) that will cause L0 to drop approximately 30% Typ.

4. Irms: DC current (A) that will cause an approximate Δ T of 40 $^{\circ}$ C

5. Operat between temperature range -40 $^{\circ}$ C to +125 $^{\circ}$ C(Including self - temperature rise)

6. CKST0402-8.2uH/M,CKST0402-10uH/M,CKST0503-10uH/M Absolute maximum voltage: DC 50V

Other Part No. Absolute maximum voltage: DC 75V

CKST0503

PART NUMBER 型号	INDUCTANCE 电感量 (μ H)	DCR ($m\Omega$) @25 $^{\circ}$ C 直流电阻		Saturation Current Isat (A) 饱和电流	Heat Rating Current Irms (A) 温升电流
		Typical	Maximum	Typical	Typical
CKST0503-0.22uH/M	0.22 \pm 20%	3.6	4.4	25.0	16.0
CKST0503-0.33uH/M	0.33 \pm 20%	5.2	6.5	18.0	14.0
CKST0503-0.47uH/M	0.47 \pm 20%	6.5	7.5	16.0	12.0
CKST0503-0.68uH/M	0.68 \pm 20%	9.5	12.0	12.0	9.5
CKST0503-1uH/M	1 \pm 20%	11.5	14.0	9.5	8.0
CKST0503-1.2uH/M	1.2 \pm 20%	13.5	16.0	8.8	7.8
CKST0503-1.5uH/M	1.5 \pm 20%	17.0	25.0	8.5	6.5
CKST0503-2.2uH/M	2.2 \pm 20%	25.0	35.0	8.0	5.5
CKST0503-3.3uH/M	3.3 \pm 20%	33.0	42.0	6.0	5.0
CKST0503-4.7uH/M	4.7 \pm 20%	50.0	60.0	5.0	4.2
CKST0503-6.8uH/M	6.8 \pm 20%	65.0	78.0	4.5	3.9
CKST0503-8.2uH/M	8.2 \pm 20%	105.0	115.0	4.0	3.3
CKST0503-10uH/M	10 \pm 20%	112.0	125.0	3.5	2.7
CKST0503-15uH/M	15 \pm 20%	150.0	180.0	2.5	2.1

- Remark:**
- All test data is reference to 25 $^{\circ}$ C ambient.
 - Test Condition: 100kHz, 1Vrms
 - Isat : DC current (A) that will cause L0 to drop approximately 30% Typ.
 - Irms: DC current (A) that will cause an approximate Δ T of 40 $^{\circ}$ C
 - Operat between temperature range -40 $^{\circ}$ C to +125 $^{\circ}$ C(Including self - temperature rise)
 - Absolute maximum voltage: DC 75V

CKSTT0610

PART NUMBER 型号	INDUCTANCE 电感量 (μ H)	DCR (m Ω) @25 $^{\circ}$ C 直流电阻		Saturation Current Isat (A) 饱和电流		Heat Rating Current Irms (A) 温升电流	
		Typical	Maximum	Typical	Maximum	Typical	Maximum
CKSTT0610-4.7uH/M	4.7 \pm 20%	134.0	154.0	3.5	3.0	2.5	2.2
CKSTT0610-6.8uH/M	6.8 \pm 20%	164.0	197.0	3.2	2.7	2.0	1.8
CKSTT0610-10uH/M	10 \pm 20%	230.0	260.0	3.0	2.5	1.7	1.5

CKSTT0610L (Low DCR)

PART NUMBER 型号	INDUCTANCE 电感量 (μ H)	DCR (m Ω) @25 $^{\circ}$ C 直流电阻		Saturation Current Isat (A) 饱和电流		Heat Rating Current Irms (A) 温升电流	
		Typical	Maximum	Typical	Maximum	Typical	Maximum
CKSTT0610L-4.7uH/M	4.7 \pm 20%	119.0	137.0	4.5	4.0	3.5	3.0
CKSTT0610L-6.8uH/M	6.8 \pm 20%	137.0	164.0	4.0	3.5	2.5	2.0
CKSTT0610L-10uH/M	10 \pm 20%	171.0	210.0	3.5	3.0	2.0	1.6

CKSTF0615

PART NUMBER 型号	INDUCTANCE 电感量 (μ H)	DCR (m Ω) @25 $^{\circ}$ C 直流电阻		Saturation Current Isat (A) 饱和电流		Heat Rating Current Irms (A) 温升电流	
		Typical	Maximum	Typical	Maximum	Typical	Maximum
CKSTF0615-0.28uH/M	0.28 \pm 20%	3.5	4.5	26.0	23.0	20.0	18.0
CKSTF0615-1uH/M	1 \pm 20%	8.5	11.5	13.0	11.0	12.8	11.5

CKSTF0817

PART NUMBER 型号	INDUCTANCE 电感量 (μ H)	DCR (m Ω) @25 $^{\circ}$ C 直流电阻		Saturation Current Isat (A) 饱和电流		Heat Rating Current Irms (A) 温升电流	
		Typical	Maximum	Typical	Maximum	Typical	Maximum
CKSTF0817-0.68uH/M	0.68 \pm 20%	5.7	6.8	23.0	20.0	20.0	18.1
CKSTF0817-0.9uH/M	0.9 \pm 20%	7.5	9.0	17.0	15.0	16.0	13.8
CKSTF0817-1.4uH/M	1.4 \pm 20%	7.8	10.8	14.0	12.0	13.0	11.7

Remark: 1. All test data is reference to 25 $^{\circ}$ C ambient.

2. Test Condition: 1MHz, 1Vrms

3. Isat: Max.Value, DC current at which the inductance drops less than 30% from its value without current;
Typ. Value, DC current at which the inductance drops 30% from its value without current.

4. Irms: For Max. Value, $\Delta T < 40^{\circ}$ C; for Typ. Value, ΔT is approximate 40 $^{\circ}$ C.

5. Operat between temperature range -40 $^{\circ}$ C to +125 $^{\circ}$ C(Including self - temperature rise)

6. Absolute maximum voltage: DC 30V

CKST0603

PART NUMBER 型号	INDUCTANCE 电感量 (μ H)	DCR ($m\Omega$) @25 $^{\circ}$ C 直流电阻		Saturation Current Isat (A) 饱和电流	Heat Rating Current Irms (A) 温升电流
		Typical	Maximum	Typical	Typical
CKST0603-0.1uH/N	0.1 \pm 30%	1.5	1.7	60.0	32.5
CKST0603-0.15uH/N	0.15 \pm 30%	1.9	2.5	50.0	30.0
CKST0603-0.22uH/M	0.22 \pm 20%	2.5	3.0	34.0	24.0
CKST0603-0.33uH/M	0.33 \pm 20%	3.0	3.5	25.0	21.0
CKST0603-0.47uH/M	0.47 \pm 20%	3.5	4.1	20.0	18.0
CKST0603-0.68uH/M	0.68 \pm 20%	4.8	5.3	17.0	16.0
CKST0603-0.82uH/M	0.82 \pm 20%	6.0	7.0	16.0	14.0
CKST0603-1uH/M	1 \pm 20%	7.0	7.5	15.0	12.0
CKST0603-1.5uH/M	1.5 \pm 20%	10.6	12.1	12.5	11.0
CKST0603-2.2uH/M	2.2 \pm 20%	15.5	17.5	10.0	9.5
CKST0603-3.3uH/M	3.3 \pm 20%	23.0	26.0	9.5	8.5
CKST0603-4.7uH/M	4.7 \pm 20%	34.5	38.0	6.5	5.5
CKST0603-6.8uH/M	6.8 \pm 20%	47.0	50.0	6.0	5.0
CKST0603-8.2uH/M	8.2 \pm 20%	58.5	65.0	6.0	4.7
CKST0603-10uH/M	10 \pm 20%	64.0	68.0	5.0	4.5
CKST0603-15uH/M	15 \pm 20%	106.0	115.0	3.8	3.0
CKST0603-22uH/M	22 \pm 20%	165.0	189.0	3.1	2.3

Remark: 1. All test data is reference to 25 $^{\circ}$ C ambient.

2. Test Condition: 100kHz, 1Vrms

3. Isat : DC current (A) that will cause L0 to drop approximately 30% Typ.

4. Irms: DC current (A) that will cause an approximate Δ T of 40 $^{\circ}$ C

5. Operat between temperature range -40 $^{\circ}$ C to +125 $^{\circ}$ C(Including self - temperature rise)

6. Absolute maximum voltage: DC 75V



CKST0605

PART NUMBER 型号	INDUCTANCE 电感量 (μ H)	DCR ($m\Omega$) @25 $^{\circ}$ C 直流电阻		Saturation Current Isat (A) 饱和电流	Heat Rating Current Irms (A) 温升电流
		Typical	Maximum	Typical	Typical
CKST0605-0.68uH/M	0.68 \pm 20%	3.9	4.5	17.5	17.0
CKST0605-1uH/M	1 \pm 20%	5.6	6.5	13.0	13.0
CKST0605-1.5uH/M	1.5 \pm 20%	7.1	8.5	12.0	11.0
CKST0605-2.2uH/M	2.2 \pm 20%	11.6	13.5	10.0	10.0
CKST0605-3.3uH/M	3.3 \pm 20%	17.6	20.0	9.0	8.7
CKST0605-4.7uH/M	4.7 \pm 20%	27.0	30.0	8.0	6.0
CKST0605-6.8uH/M	6.8 \pm 20%	38.0	44.0	7.5	5.5
CKST0605-10uH/M	10 \pm 20%	46.0	55.0	6.0	4.8
CKST0605-15uH/M	15 \pm 20%	72.0	85.0	4.0	3.5
CKST0605-22uH/M	22 \pm 20%	115.0	130.0	3.2	2.8
CKST0605-33uH/M	33 \pm 20%	158.0	180.0	3.0	2.4

CKST0804P

PART NUMBER 型号	INDUCTANCE 电感量 (μ H)	DCR ($m\Omega$) @25 $^{\circ}$ C 直流电阻		Saturation Current Isat (A) 饱和电流	Heat Rating Current Irms (A) 温升电流
		Typical	Maximum	Typical	Typical
CKST0804P-1uH/M	1 \pm 20%	4.6	6.0	17.0	15.0
CKST0804P-2.2uH/M	2.2 \pm 20%	8.6	11.3	14.0	11.0
CKST0804P-3.3uH/M	3.3 \pm 20%	12.0	15.0	12.0	10.5
CKST0804P-4.7uH/M	4.7 \pm 20%	23.0	26.5	11.5	8.5
CKST0804P-5.6uH/M	5.6 \pm 20%	27.5	30.0	10.0	8.0
CKST0804P-6.8uH/M	6.8 \pm 20%	30.0	36.0	8.2	7.0
CKST0804P-10uH/M	10 \pm 20%	53.0	60.0	7.5	4.5
CKST0804P-15uH/M	15 \pm 20%	60.0	70.0	5.5	4.0
CKST0804P-22uH/M	22 \pm 20%	95.0	112.0	5.0	2.8
CKST0804P-33uH/M	33 \pm 20%	130.0	145.0	3.5	2.5

Remark: 1. All test data is reference to 25 $^{\circ}$ C ambient.

2. Test Condition: 100kHz, 1Vrms

3. Isat : DC current (A) that will cause L0 to drop approximately 30% Typ.

4. Irms: DC current (A) that will cause an approximate Δ T of 40 $^{\circ}$ C

5. Operat between temperature range -40 $^{\circ}$ C to +125 $^{\circ}$ C(Including self - temperature rise)

6. Absolute maximum voltage: DC 75V

CKST0805P

PART NUMBER 型号	INDUCTANCE 电感量 (μ H)	DCR (m Ω) @25 $^{\circ}$ C 直流电阻		Saturation Current Isat (A) 饱和电流	Heat Rating Current Irms (A) 温升电流
		Typical	Maximum	Typical	Typical
CKST0805P-1uH/M	1 \pm 20%	4.3	5.6	18.0	15.5
CKST0805P-2.2uH/M	2.2 \pm 20%	8.2	9.0	13.0	11.5
CKST0805P-3.3uH/M	3.3 \pm 20%	11.2	14.5	12.0	10.7
CKST0805P-4.7uH/M	4.7 \pm 20%	15.5	20.0	10.5	9.0
CKST0805P-6.8uH/M	6.8 \pm 20%	27.0	33.0	8.8	7.5
CKST0805P-10uH/M	10 \pm 20%	35.0	43.0	7.5	6.5
CKST0805P-15uH/M	15 \pm 20%	56.0	66.0	6.5	4.3
CKST0805P-22uH/M	22 \pm 20%	68.0	75.0	6.0	3.8
CKST0805P-33uH/M	33 \pm 20%	125.0	143.0	4.5	2.6
CKST0805P-47uH/M	47 \pm 20%	150.0	180.0	2.6	2.3

CKST0805PL (Low DCR)

PART NUMBER 型号	INDUCTANCE 电感量 (μ H)	DCR (m Ω) @25 $^{\circ}$ C 直流电阻		Saturation Current Isat (A) 饱和电流	Heat Rating Current Irms (A) 温升电流
		Typical	Maximum	Typical	Typical
CKST0805PL-2.2uH/M	2.2 \pm 20%	6.3	7.5	14.0	13.0
CKST0805PL-3.3uH/M	3.3 \pm 20%	9.5	12.0	11.0	11.0
CKST0805PL-4.7uH/M	4.7 \pm 20%	11.5	15.0	9.0	10.5
CKST0805PL-15uH/M	15 \pm 20%	41.0	50.0	6.0	4.5
CKST0805PL-33uH/M	33 \pm 20%	112.0	130.0	4.0	2.8

- Remark:**
1. All test data is reference to 25 $^{\circ}$ C ambient.
 2. Test Condition: 100kHz, 1Vrms
 3. Isat : DC current (A) that will cause L0 to drop approximately 30% Typ.
 4. Irms: DC current (A) that will cause an approximate Δ T of 40 $^{\circ}$ C
 5. Operat between temperature range -40 $^{\circ}$ C to +125 $^{\circ}$ C(Including self - temperature rise)
 6. Absolute maximum voltage: DC 75V

CKST1003

PART NUMBER 型号	INDUCTANCE 电感量 (μ H)	DCR ($m\Omega$) @25 $^{\circ}$ C 直流电阻		Saturation Current Isat (A) 饱和电流	Heat Rating Current Irms (A) 温升电流
		Typical	Maximum	Typical	Typical
CKST1003-0.22uH/M-B	0.22 \pm 20%	1.07	1.2	50.0	33.0
CKST1003-0.33uH/M-B	0.33 \pm 20%	1.3	1.6	32.0	23.0
CKST1003-0.47uH/M-B	0.47 \pm 20%	2.1	2.5	26.0	22.0
CKST1003-0.56uH/M-B	0.56 \pm 20%	2.4	3.0	24.0	20.0
CKST1003-0.68uH/M-B	0.68 \pm 20%	2.9	3.4	23.0	18.0
CKST1003-1uH/M	1 \pm 20%	5.5	6.0	21.0	15.0
CKST1003-1.5uH/M	1.5 \pm 20%	6.5	7.5	18.0	13.0
CKST1003-2.2uH/M	2.2 \pm 20%	8.0	9.0	13.0	12.0
CKST1003-3.3uH/M	3.3 \pm 20%	14.5	16.0	12.0	10.0
CKST1003-4.7uH/M	4.7 \pm 20%	20.5	25.0	10.0	8.0
CKST1003-5.6uH/M	5.6 \pm 20%	27.0	30.0	9.0	7.5
CKST1003-6.8uH/M	6.8 \pm 20%	30.0	35.0	7.5	7.0
CKST1003-8.2uH/M	8.2 \pm 20%	35.0	45.0	7.0	5.0
CKST1003-10uH/M	10 \pm 20%	50.0	55.0	6.5	4.8
CKST1003-15uH/M	15 \pm 20%	59.0	65.0	5.0	4.0
CKST1003-22uH/M	22 \pm 20%	90.0	99.0	4.0	3.0

Remark: 1. All test data is reference to 25 $^{\circ}$ C ambient.

2. Test Condition: 100kHz, 1Vrms

3. Isat : DC current (A) that will cause L0 to drop approximately 30% Typ.

4. Irms: DC current (A) that will cause an approximate Δ T of 40 $^{\circ}$ C

5. Operat between temperature range -40 $^{\circ}$ C to +125 $^{\circ}$ C(Including self - temperature rise)

6. Absolute maximum voltage: DC 75V

7. -B indicate non-leadframe

CKST1004

PART NUMBER 型号	INDUCTANCE 电感量 (μH)	DCR ($\text{m}\Omega$) @25 $^{\circ}\text{C}$ 直流电阻		Saturation Current Isat (A) 饱和电流	Heat Rating Current Irms (A) 温升电流
		Typical	Maximum	Typical	Typical
CKST1004-0.15uH/N-B	0.15 \pm 30%	0.53	0.65	60.0	40.0
CKST1004-0.22uH/M-B	0.22 \pm 20%	0.9	1.1	55.0	35.0
CKST1004-0.36uH/M-B	0.36 \pm 20%	1.05	1.2	42.0	33.0
CKST1004-0.47uH/M-B	0.47 \pm 20%	1.53	1.68	38.0	30.0
CKST1004-0.56uH/M-B	0.56 \pm 20%	1.6	1.8	32.0	25.0
CKST1004-0.68uH/M-B	0.68 \pm 20%	1.9	2.4	30.0	23.0
CKST1004-0.82uH/M-B	0.82 \pm 20%	2.0	2.8	26.0	20.0
CKST1004-1uH/M-B	1 \pm 20%	3.0	3.3	26.0	19.0
CKST1004-1.5uH/M-B	1.5 \pm 20%	3.8	4.2	22.0	17.5
CKST1004-2.2uH/M	2.2 \pm 20%	6.0	7.0	16.0	14.0
CKST1004-3.3uH/M	3.3 \pm 20%	10.8	11.8	13.0	11.0
CKST1004-4.7uH/M	4.7 \pm 20%	14.0	16.5	12.0	9.0
CKST1004-5.6uH/M	5.6 \pm 20%	15.5	18.0	11.0	8.5
CKST1004-6.8uH/M	6.8 \pm 20%	22.5	25.0	10.0	8.0
CKST1004-8.2uH/M	8.2 \pm 20%	25.0	27.0	9.0	7.6
CKST1004-10uH/M	10 \pm 20%	27.0	30.0	8.5	7.0
CKST1004-15uH/M	15 \pm 20%	40.0	45.0	6.0	6.3
CKST1004-22uH/M	22 \pm 20%	60.0	66.0	5.5	5.0
CKST1004-33uH/M	33 \pm 20%	85.0	92.0	4.5	4.4
CKST1004-47uH/M	47 \pm 20%	130.0	150.0	4.0	3.0
CKST1004-68uH/M	68 \pm 20%	185.0	205.0	3.0	2.3

Remark: 1. All test data is reference to 25 $^{\circ}\text{C}$ ambient.

2. Test Condition: 100kHz, 1Vrms

3. Isat : DC current (A) that will cause L0 to drop approximately 30% Typ.

4. Irms: DC current (A) that will cause an approximate ΔT of 40 $^{\circ}\text{C}$

5. Operat between temperature range -40 $^{\circ}\text{C}$ to +125 $^{\circ}\text{C}$ (Including self - temperature rise)

6. Absolute maximum voltage: DC 75V

7. -B indicate non-leadframe

CKST1005

PART NUMBER 型号	INDUCTANCE 电感量 (μ H)	DCR (m Ω) @25 $^{\circ}$ C 直流电阻		Saturation Current Isat (A) 饱和电流	Heat Rating Current Irms (A) 温升电流
		Typical	Maximum	Typical	Typical
CKST1005-0.22uH/M-B	0.22 \pm 20%	0.6	0.8	65.0	37.0
CKST1005-1uH/M-B	1 \pm 20%	2.3	2.8	28.0	23.0
CKST1005-1.5uH/M-B	1.5 \pm 20%	3.2	3.8	25.0	21.0
CKST1005-1.8uH/M-B	1.8 \pm 20%	3.5	5.0	24.0	18.0
CKST1005-2.2uH/M	2.2 \pm 20%	5.5	6.6	20.0	15.0
CKST1005-3.3uH/M	3.3 \pm 20%	9.2	11.0	18.0	13.0
CKST1005-4.7uH/M	4.7 \pm 20%	12.0	15.0	15.0	11.0
CKST1005-5.6uH/M	5.6 \pm 20%	13.5	16.5	14.0	9.5
CKST1005-6.8uH/M	6.8 \pm 20%	18.0	19.2	13.0	9.0
CKST1005-10uH/M	10 \pm 20%	23.0	28.0	10.0	8.0
CKST1005-15uH/M	15 \pm 20%	35.0	42.0	7.0	6.5
CKST1005-22uH/M	22 \pm 20%	60.0	66.0	6.0	5.5
CKST1005-33uH/M	33 \pm 20%	70.0	84.0	5.0	4.5
CKST1005-47uH/M	47 \pm 20%	130.0	150.0	4.5	3.0
CKST1005-68uH/M	68 \pm 20%	185.0	205.0	3.5	2.5

Remark: 1. All test data is reference to 25 $^{\circ}$ C ambient.

2. Test Condition: 100kHz, 1Vrms

3. Isat : DC current (A) that will cause L0 to drop approximately 30% Typ.

4. Irms: DC current (A) that will cause an approximate Δ T of 40 $^{\circ}$ C

5. Operat between temperature range -40 $^{\circ}$ C to +125 $^{\circ}$ C(Including self - temperature rise)

6. Absolute maximum voltage: DC 75V

7. -B indicate non-leadframe

CKST1205

PART NUMBER 型号	INDUCTANCE 电感量 (μ H)	DCR ($m\Omega$) @25 $^{\circ}$ C 直流电阻		Saturation Current Isat (A) 饱和电流	Heat Rating Current Irms (A) 温升电流
		Typical	Maximum	Typical	Typical
CKST1205-0.33uH/M-B	0.33 \pm 20%	0.75	0.9	62.0	46.0
CKST1205-0.36uH/M-B	0.36 \pm 20%	0.77	1.1	60.0	41.0
CKST1205-0.47uH/M-B	0.47 \pm 20%	1.0	1.3	46.0	37.0
CKST1205-1uH/M-B	1 \pm 20%	1.9	2.5	37.0	26.0
CKST1205-1.5uH/M-B	1.5 \pm 20%	2.6	3.5	30.0	25.0
CKST1205-1.8uH/M-B	1.8 \pm 20%	2.8	3.7	26.0	24.0
CKST1205-2.2uH/M-B	2.2 \pm 20%	4.3	5.0	25.0	16.0
CKST1205-3.3uH/M	3.3 \pm 20%	7.5	9.0	20.0	15.0
CKST1205-4.7uH/M	4.7 \pm 20%	9.0	11.0	16.0	14.0
CKST1205-5.6uH/M	5.6 \pm 20%	12.0	15.0	15.0	13.0
CKST1205-6.8uH/M	6.8 \pm 20%	17.0	20.0	14.0	11.0
CKST1205-8.2uH/M	8.2 \pm 20%	19.0	24.0	13.0	9.5
CKST1205-10uH/M	10 \pm 20%	24.0	29.0	11.0	9.0
CKST1205-15uH/M	15 \pm 20%	30.0	32.0	9.0	8.0
CKST1205-22uH/M	22 \pm 20%	42.0	50.0	7.0	6.0
CKST1205-33uH/M	33 \pm 20%	68.0	84.0	6.0	5.0
CKST1205-47uH/M	47 \pm 20%	115.0	130.0	5.0	3.2

Remark: 1. All test data is reference to 25 $^{\circ}$ C ambient.

2. Test Condition: 100kHz, 1Vrms

3. Isat : DC current (A) that will cause L0 to drop approximately 30% Typ.

4. Irms: DC current (A) that will cause an approximate Δ T of 40 $^{\circ}$ C

5. Operat between temperature range -40 $^{\circ}$ C to +125 $^{\circ}$ C(Including self - temperature rise)

6. Absolute maximum voltage: DC 75V

7. CKST1205-1uH,2.2uH Dimensions E=3.0 \pm 0.5mm , Other P/N E=3.5 \pm 0.5mm

8. -B indicate non-leadframe



CKST1206

PART NUMBER 型号	INDUCTANCE 电感量 (μ H)	DCR (m Ω) @25 $^{\circ}$ C 直流电阻		Saturation Current Isat (A) 饱和电流	Heat Rating Current Irms (A) 温升电流
		Typical	Maximum	Typical	Typical
CKST1206-0.33uH/M-B	0.33 \pm 20%	0.58	0.8	65.0	48.0
CKST1206-1uH/M-B	1 \pm 20%	1.4	1.7	35.0	33.0
CKST1206-1.5uH/M-B	1.5 \pm 20%	2.2	3.0	31.0	28.0
CKST1206-2.2uH/M-B	2.2 \pm 20%	3.5	4.2	26.0	23.0
CKST1206-3.3uH/M-B	3.3 \pm 20%	5.6	6.8	23.0	20.0
CKST1206-4.7uH/M-B	4.7 \pm 20%	7.0	8.4	20.0	19.0
CKST1206-6.8uH/M	6.8 \pm 20%	12.5	13.5	15.0	15.0
CKST1206-8.2uH/M	8.2 \pm 20%	13.6	16.0	14.0	13.0
CKST1206-10uH/M	10 \pm 20%	17.0	20.7	12.5	11.0
CKST1206-15uH/M	15 \pm 20%	26.0	29.0	9.2	9.0
CKST1206-18uH/M	18 \pm 20%	30.0	35.0	8.0	7.8
CKST1206-22uH/M	22 \pm 20%	33.0	39.0	7.5	7.0
CKST1206-27uH/M	27 \pm 20%	42.0	60.0	7.0	6.5
CKST1206-33uH/M	33 \pm 20%	55.0	66.0	6.5	6.0
CKST1206-47uH/M	47 \pm 20%	76.0	88.0	6.0	5.2
CKST1206-68uH/M	68 \pm 20%	115.0	130.0	5.0	3.5
CKST1206-82uH/M	82 \pm 20%	118.0	132.0	4.0	3.0
CKST1206-100uH/M	100 \pm 20%	170.0	200.0	3.5	2.5

Remark: 1. All test data is reference to 25 $^{\circ}$ C ambient.

2. Test Condition: 100kHz, 1Vrms

3. Isat : DC current (A) that will cause L0 to drop approximately 30% Typ.

4. Irms: DC current (A) that will cause an approximate Δ T of 40 $^{\circ}$ C

5. Operat between temperature range -40 $^{\circ}$ C to +125 $^{\circ}$ C(Including self - temperature rise)

6. Absolute maximum voltage: DC 75V

7. CKST1206-2.2uH,3.3uH,4.7uH Dimensions E=3.0 \pm 0.5mm , Other P/N E=3.5 \pm 0.5mm

8. -B indicate non-leadframe



CKST1707

PART NUMBER 型号	INDUCTANCE 电感量 (μ H)	DCR (m Ω) @25 $^{\circ}$ C 直流电阻		Saturation Current Isat (A) 饱和电流	Heat Rating Current Irms (A) 温升电流
		Typical	Maximum	Typical	Typical
CKST1707-1uH/M	1 \pm 20%	1.5	1.9	55.5	40.0
CKST1707-1.5uH/M	1.5 \pm 20%	2.1	2.8	40.0	35.0
CKST1707-2.2uH/M	2.2 \pm 20%	2.3	3.0	40.0	32.0
CKST1707-3.3uH/M	3.3 \pm 20%	2.9	3.2	35.0	30.0
CKST1707-4.7uH/M	4.7 \pm 20%	4.4	5.8	30.0	25.0
CKST1707-6.8uH/M	6.8 \pm 20%	6.2	8.0	22.5	19.0
CKST1707-8.2uH/M	8.2 \pm 20%	10.0	13.0	20.0	17.0
CKST1707-10uH/M	10 \pm 20%	10.0	13.0	19.0	16.0
CKST1707-15uH/M	15 \pm 20%	16.5	20.0	14.0	13.0
CKST1707-22uH/M	22 \pm 20%	20.0	26.0	12.0	12.0
CKST1707-33uH/M	33 \pm 20%	30.0	38.5	10.7	10.0
CKST1707-47uH/M	47 \pm 20%	43.0	53.0	8.7	8.7
CKST1707-56uH/M	56 \pm 20%	55.0	60.5	7.2	7.0
CKST1707-68uH/M	68 \pm 20%	58.0	79.0	6.1	6.0
CKST1707-100uH/M	100 \pm 20%	103.0	123.0	5.0	5.0

Remark: 1. All test data is reference to 25 $^{\circ}$ C ambient.

2. Test Condition: 100kHz, 1Vrms

3. Isat : DC current (A) that will cause L0 to drop approximately 30% Typ.

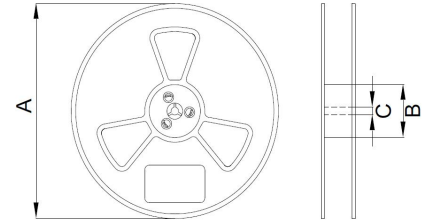
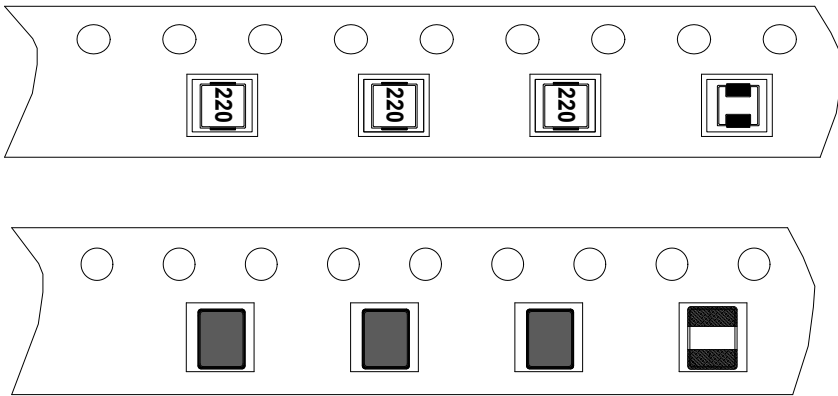
4. Irms: DC current (A) that will cause an approximate Δ T of 40 $^{\circ}$ C

5. Operat between temperature range -40 $^{\circ}$ C to +125 $^{\circ}$ C(Including self - temperature rise)

6. Absolute maximum voltage: DC 75V



● PACKAGING SPECIFICATION 包装规格



TYPE(型号)	Reel Dimension 卷盘尺寸 (mm)			Quantity (Pcs/Reel) 数量 (个/卷)
	A	B	C	
CKST141208	178	58	13	3000
CKST160808	178	58	13	3000
CKST2012065	178	58	13	3000
CKST201208	178	58	13	3000
CKST201210	178	58	13	3000
CKST201608	178	58	13	3000
CKST201610	178	58	13	3000
CKST252008	178	58	13	3000
CKST252010	178	58	13	3000
CKST252012	178	58	13	3000
CKST322512	178	58	13	2000
CKST322520	178	58	13	2000
CKST353220	330	100	13	3000
CKSTT0410	330	100	13	3000
CKST0402	330	100	13	3000
CKST0502	330	100	13	2000
CKST0503	330	100	13	1500
CKSTT0610	330	100	13	2000
CKSTF0615	330	100	13	2000
CKST0603	330	100	13	1500
CKST0605	330	100	13	1000
CKSTF0817	330	100	13	2000
CKST0804P	330	100	13	1000
CKST0805P	330	100	13	1000
CKST1003	330	100	13	1000
CKST1004	330	100	13	1000
CKST1005	330	100	13	800
CKST1205	330	100	13	400
CKST1206	330	100	13	400
CKST1707	330	100	13	300